

**Features:**

- 175-240V AC input
- Single Output
- 85% high efficiency
- 100% full load bur-in test
- Protection: OTP,OLP,OVP,SCP
- CE ROHS Certified
- 3 year warranty

Applications:

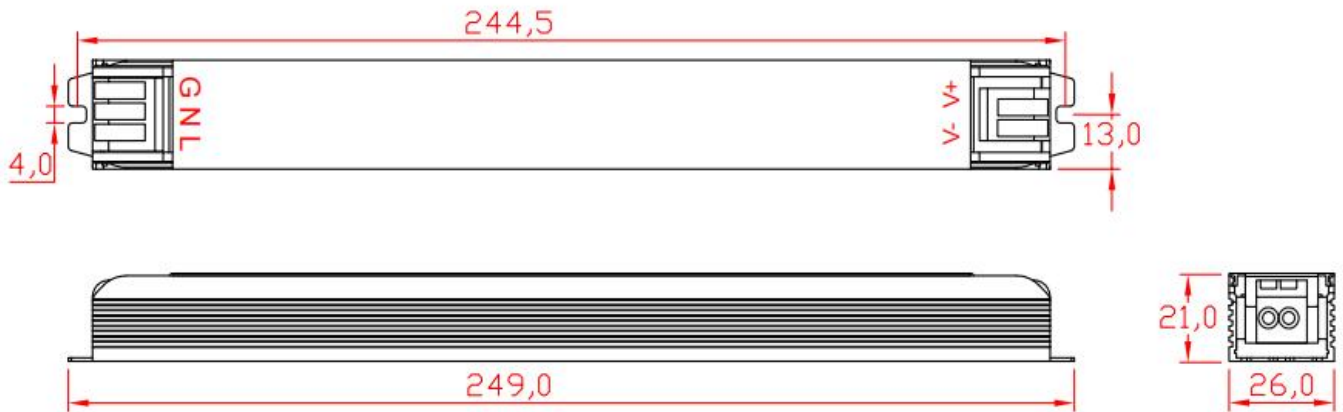
- Indoor LED lighting
- LED office lighting
- LED commercial lighting
- LED decorative lighting

**Specifications**

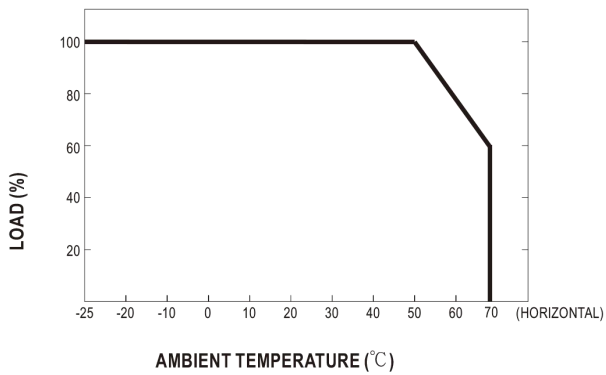
Product Code		CTL150-H1V12	CTL150-H1V24
Output	DC Voltage	12V	24V
	Rated Current	12.5A	6.25A
	Current Range	0~12.5A	0~6.25A
	Voltage tolerance	±5%	±5%
	Rated Power	150W	150W
	Ripple & Noise	<120mVp-p	<100mVp-p
	Set-up, Rise , Hold-up Time	200ms, 100ms , 30ms	
Input	Input voltage range	175-240 VAC	
	Frequency Range	50~60Hz	
	AC Current	1.28A / 230VAC	
	Efficiency	88%	89%
	PF	0.6	
Protection	Over Load	More than 110%-150% of the rated power 200W, hiccup mode	
		When the abnormal conditions are lifted, the circuit automatically returns to normal	
	Over Current	Greater than the maximum current, current protection	
		When the anomaly is lifted, the circuit returns to normal	
	Short-circuit	Short-circuit more than 3 times, no damage can be automatically recovered	
Ambiant	Working Temp. & humidity	"-20°C~+60°C, 20%~90%RH	
	Storage temp. & humidity	"-40°C~+85°C, 10%~95%RH	
Tesings	Withstand voltage	I/P-O/P: 1.5KVAC/1min; I/P-F/G: 1.5KVAC/1min; O/P-F/G: 0.5KVAC/1min;	
	Safety	EN62368-1	
	EMC	EN 55032:2015+A11:2020 EN IEC 61000-3-2:2019+A1:2021 EN 61000-3-3:2013+A2:2021 EN 55035:2017+A11:2020	
	LVD	EN 61347-2-13:2014+A1:2017; EN 61347-1:2015+A1: 2021	
Others	Demension(L*W*H)/ Packing	249*26*21mm; 0.2kg/pcs, 84pcs/CTN	

Mechanical Structures

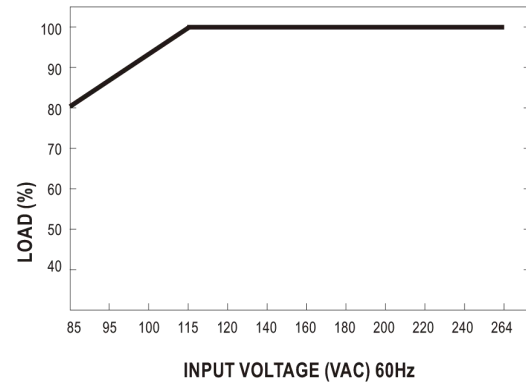
■ Drawing & Installation Hole



■ Derating Curve



■ Static characteristic



Notes:

1. The above mentioned data were measured at 230VAC input and 25°C.
2. Dis-connect the AC input before checking any mal-phenomenons.
3. Make sure the INPUT&OUPUT were in right situation before connected to power supply.
4. Datasheet for reference only. We suggest you take sampling before mass orders.
5. Be ware of high power pressure may caused by short circuit when installing metal casing products.
6. Please contact us at info@smpspower.com for further solution if any unforeable problem happens.