

SAN **PU**

LED POWER SUPPLY

—SWITCHING POWER SUPPLY





WELCOME

ABOUT US

Shenzhen Sanpu Intelligent Technology Co., Ltd. (SANPU) specialized in R&D, manufacturing and selling of Switching power supplies since its establishment in 2011 with its headquarter in Shenzhen. Switching power supplies are widely used in LED lighting, CCTV security, outdoor signage and industrial machinery. We are satisfying our clients both domestically and overseas with rich experiences in power supply industry, responsive R&D development ability, automatic production plants, and reliable quality assurance systems. We have diversified off-shelf products series to meet different clients requirements based on their end user systems.

Products were fully applied with safety, LVD, EMC, and ROHS standards, further more, they are certified with CE, ROHS, CB certifications issued by TUV. And we are now conducting UL certificates for our newly release products.

Quality is the fundamental for enterprises and main factor for long terms trust from clients. We provide quality and cost-effective product warranty services to our clients together with our sourcing management and preventive measures during production.

We greatly appreciated our clients, workers, and suppliers for their support and hope more people will choose SANPU



CL SERIES



CPS SERIES



EPS SERIES



CFX SERIES



LLG SERIES



CLPS SERIES



CRS SERIES



CLL SERIES



NL SERIES



PC SERIES



LP SERIES



LLP SERIES



FX SERIES






PRODUCT MODEL

- LLP- Plastic Slim Strip Power Supply
- CPS-Indoor Ultra Thin Power Supply IP20
- CL-Slim and Ultra Thin Power Supply IP20
- CRS-0/10V 3-in-1 Dimmable Power Supply
- NL-Indoor Slim Power Supply IP20
- EPS- Indoor Power Supply IP20
- PC-Dustproof Power Supply IP40
- CLL-Lighting Box Power Supply
- CLPS-Slim Waterproof Power Supply IP67
- LP-Plastic IP67 Waterproof Power Supply
- LLG- Slim Strip Waterproof Power Supply IP67
- Rain-Proof Switching Power Supply



NAME ENCODING



W: 100-240VAC Input

H: 175-240VAC Input



CPS60-W1V12T
H




Output voltage

Series name

Rated wattage

OUR QUALIFICATIONS





PC-DUSTPROOF POWER SUPPLY IP40



PRODUCT FUNCTIONALS

1. PC-dustproof power supply Ip40
2. Power range from 7W to 60W
3. High efficiency with sufficient power
4. 2 hours 100% full-load burn-in test before shipping
5. OVP,OLP,OTP and short circuit protection programmed
6. CE and ROHS certified

SPECIFICATIONS

MODEL	IP	POWER	Vin/AC	Vout/DC	SIZE/MM	PCS/CTN
PC7-W1V	40	7	100-240	12	100*29.5*22	210
PC15-W1V	40	15	100-240	12/24	100*29.5*22	210
PC35-W1V	40	35	100-240	12/24	145*38*22	80
PC60-W1V	40	60	100-240	12/24	175.5*42*24	100

PRODUCT FUNCTIONALS

1. LLP-slim strip power supply
2. Power range from 100W to 300W
3. High efficiency with sufficient power
4. 2 hours 100% full-load burn-in test before shipping
5. OVP,OLP,OTP and short circuit protection programmed
6. CE and ROHS certified

LLP-PLASTIC SLIM STRIP POWER SUPPLY



SPECIFICATIONS

MODEL	IP	POWER	Vin/AC	Vout/DC	SIZE/MM	PCS/CTN
LLP100-H1V	20	100	175-240	12/24	182*32.6*23	100
LLP200-H1V	20	200	175-240	12/24	222.8*32.6*23	50
LLP300-H1V	20	300	175-240	12/24	256.6*44.9*23	50

NL-INDOOR SLIM POWER SUPPLY IP20



PRODUCT FUNCTIONALS

1. Indoor slim power supply IP20
2. Power range from 35W to 300W
3. High efficiency with sufficient power
4. 2 hours 100% full-load burn-in test before shipping
5. OVP, OLP, OTP and short circuit protection programmed
6. CE and ROHS certified

SPECIFICATIONS

MODEL	IP	POWER	Vin/AC	Vout/DC	SIZE/MM	PCS/CTN
NL35-W1V	20	35	100-240	12/24	113*42*30.3	122
NL60-W1V	20	60	100-240	12/24	157*42*30	74
NL100-W1V	20	100	100-240	12/24	178*48.3*34.5	56
NL150-W1V	20	50	100-240	12/24	200*58*36	36
NL200-H1V	20	200	175-240	12/24	223*70*39	30
NL250-H1V	20	250	175-240	12/24	223*70*39	30
NL300-H1V	20	300	175-240	12/24	223*70*39	30

PRODUCT FUNCTIONALS

1. Slim and ultra thin power supply IP20.
2. Power range from 60W to 400W
3. High efficiency with sufficient power
4. 2 hours 100% full-load burn-in test before shipping
5. OVP,OLP,OTP and short circuit protection programmed
6. CE and ROHS certified

CL-SLIM AND ULTRA THIN POWER SUPPLY IP20



SPECIFICATIONS

MODEL	IP	POWER	Vin/AC	Vout/DC	SIZE/MM	PCS/CTN
CL60-W1V	20	60	100-240	12/24	105*50*28	70
CL100-W1V	20	100	100-240	12/24/48	139*55*28	40
CL150-W1V	20	150	100-240	12/24/48	178*61*28	60
CL200-H1V	20	200	175-240	5	215*61.7*30.8	44
CL200-H1V	20	200	175-240	12/24/48	178*61*28	60
CL250-H1V	20	250	175-240	12/24/48	215*61.7*30.8	44
CL300-H1V	20	300	175-240	12/24/48	215*61.7*30.8	44

EPS-INDOOR POWER SUPPLY IP20



PRODUCT FUNCTIONALS

1. Indoor ultra thin power supply IP20.
2. Power range from 25W to 600W
3. High efficiency with sufficient power
4. 2 hours 100% full-load burn-in test before shipping
5. OVP,OLP,OTP and short circuit protection programmed
6. CE and ROHS certified

SPECIFICATIONS

MODEL	IP	POWER	V _{in} /AC	V _{out} /DC	SIZE/MM	PCS/CTN
EPS25-W1V	20	25	100-240	12/24	85*58*30	72
EPS36-W1V	20	36	100-240	12/24	85*58*30	72
EPS60-W1V	20	60	100-240	5/12/24	110*78*32	60
EPS100-W1V	20	100	100-240	5/12/24	130*98*36	36
EPS120-W1V	20	120	100-240	5/12/24	130*98*36	36
EPS150-W1V	20	150	100-240	12/24	160*98*40	36
EPS200-W1V	20	200	175-240	12/24	160*98*40	32
EPS250-W1V	20	250	175-240	12/24	160*98*40	32
EPS350-W1V	20	350	115/230	12/24	198*98*40	32
EPS400-W1V	20	400	115/230	12/24	198*98*40	32
EPS500-W1V	20	500	175-240	12/24	199*98.5*50	36
EPS600-W1V	20	600	175-240	12/24	199*98.5*50	36

PRODUCT FUNCTIONALS

1. Indoor ultra thin power supply IP20.
2. Power range from 60W to 400W
3. High efficiency with sufficient power
4. 2 hours 100% full-load burn-in test before shipping
5. OVP,OLP,OTP and short circuit protection programmed
6. CE and ROHS certified

CPS-INDOOR ULTRA THIN POWER SUPPLY IP20



SPECIFICATIONS

MODEL	IP	POWER	Vin/AC	Vout/DC	SIZE/MM	PCS/CTN
CPS60-W1V	20	60	100-240	12/24	105*82*30	66
CPS100-W1V	20	100	100-240	12/24	135*97*30	42
CPS150-W1V	20	150	100-240	5/12/24	164*97*30	40
CPS250-H1V	20	250	115/230	5/12/24	164*97*30	40
CPS350-H1V	20	350	115/230	12/24	215*115*28.5	27
CPS400-H1V	20	400	115/230	12/24	215*115*28.5	27

CRS-0/10V 3-IN-1 DIMMABLE POWER SUPPLY



PRODUCT FUNCTIONALS

1. 0/10V 3-IN-1 DIMMABLE POWER SUPPLY
2. Power range from 60W to 200W
3. High efficiency with sufficient power
4. 2 hours 100% full-load burn-in test before shipping
5. OVP,OLP,OTP and short circuit protection programmed
6. CE and ROHS certified

SPECIFICATIONS

MODEL	IP	POWER	V _{in} /AC	V _{out} /DC	SIZE/MM	PCS/CTN
CRS60-W1V	20	60	100-240	12/24	187*49*30	36
CRS100-W1V	20	100	100-240	12/24	230*49*30	36
CRS150-W1V	20	150	100-240	12/24	287*49*30	55
CRS200-H1V	20	200	175-240	12/24	287*49*30	55
CRS250-H1V	20	250	175-240	12/24	287*49*30	55

PRODUCT FUNCTIONALS

1. CLL-Lighting Box Power Supply
2. Power range from 35W to 250W
3. High efficiency with sufficient power
4. 2 hours 100% full-load burn-in test before shipping
5. OVP,OLP,OTP and short circuit protection programmed
6. CE and ROHS certified

CLL-LIGHTING BOX POWER SUPPLY



SPECIFICATIONS

MODEL	IP	POWER	Vin/AC	Vout/DC	SIZE/MM	PCS/CTN
CLL35-W1V	20	35	100-240	12/24	229*18*15	135
CLL60-W1V	20	60	100-240	12/24	316*18*15	110
CLL150-W1V	20	150	100-240	12/24	202*55*22	30
CLL250-H1V	20	250	175-240	12/24	280*55*22	21

LLG-SLIM STRIP WATERPROOF POWER SUPPLY IP67



PRODUCT FUNCTIONALS

1. LLG-slim strip waterproof power supply ip67
2. Power range from 100W to 300W
3. High efficiency with sufficient power
4. 2 hours 100% full-load burn-in test before shipping
5. OVP,OLP,OTP and short circuit protection programmed
6. CE and ROHS certified

SPECIFICAIONS

MODEL	IP	POWER	Vin/AC	Vout/DC	SIZE/MM	PCS/CTN
LLG100-H1V	67	100	175-240	12/24	143.5*44*25	50
LLG200-H1V	67	200	175-240	12/24	238*44*25	50
LLG300-H1V	67	300	175-240	12/24	268*44*25	25

PRODUCT FUNCTIONALS

1. Plastic IP67 Waterproof Power Supply
2. Power range from 12W to150W
3. High efficiency with sufficient power
4. 2 hours 100% full-load burn-in test before shipping
5. OVP,OLP,OTP and short circuit protection programmed
6. CE and ROHS certified

LP-PLASTIC IP67 WATERPROOF POWER SUPPLY



SPECIFICATIONS

MODEL	IP	POWER	Vin/AC	Vout/DC	SIZE/MM	PCS/CTN
LP12-W1V	67	12	100-240	12	139*30*22	90
LP20-W1V	67	20	100-240	12/24	139*30*22	90
LP35-W1V	67	35	100-240	12/24	151*40*30	45
LP60-W1V	67	60	100-240	12/24	165*42*32	32
LP75-W1V	67	75	100-240	12/24	165*42*32	32
LP100-W1V	67	100	100-240	12/24	192*52*37	25
LP120-W1V	67	120	100-240	12/24	192*52*37	25
LP150-W1V	67	150	100-240	12/24	192*52*37	25

CLPS-SLIM WATERPROOF POWER SUPPLY IP67



PRODUCT FUNCTIONALS

1. Slim Waterproof Power Supply Ip67
2. Power range from 60W to 300W
3. High efficiency with sufficient power
4. 2 hours 100% full-load burn-in test before shipping
5. OVP,OLP,OTP and short circuit protection programmed
6. CE and ROHS certified

SPECIFICATIONS

MODEL	IP	POWER	Vin/AC	Vout/DC	SIZE/MM	PCS/CTN
CLPS60-W1V	67	60	100-240	12/24	168*60.5*18	72
CLPS100-W1V	67	100	100-240	12/24	178*60.5*18	72
CLPS120-W1V	67	120	100-240	12/24	178*60.5*18	72
CLPS150-W1V	67	150	100-240	12/24	207.8*59*32.3	35
CLPS200-H1V	67	200	175-240	12/24	237.8*59*32.3	32
CLPS250-H1V	67	250	175-240	12/24	240*72*32.3	20
CLPS300-H1V	67	300	175-240	12/24	240*72*32.3	20

RAIN-PROOF SWITCHING POWER SUPPLY

PRODUCT FUNCTIONALS

1. Rain-proof switching power supply
2. Power range from 150W to 400W
3. High efficiency with sufficient power
4. 2 hours 100% full-load burn-in test before shipping
5. OVP,OLP,OTP and short circuit protection programmed
6. CE and ROHS certified



SPECIFICATIONS

MODEL	IP	POWER	Vin/AC	Vout/DC	SIZE/MM	PCS/CTN
FXX350-H1V	44	350	175-240	12/24	220*109*50	36
FXX400-H1V	44	400	175-240	12/24	220*109*50	36
CFX150-W1V	65	150	100-240	12/24	153*80*32.39	30
CFX350-H1V	65	350	175-240	12/24	218*110*32.39	14
CFX400-H1V	65	400	175-240	12/24	218*110*32.39	14

SHENZHEN SANPU INTELLIGENT TECHNOLOGY CO.,LTD
ADD:5/F,B3 Bulilding,HuaFeng Shiji Industrial park,shenzhen
Web: www.szshanpu.cc E-mail: eric@szshanpu.cc

