

**Features:**

- 100-240V AC input
- Single Output
- 85% high efficiency
- 100% full load bur-in test
- Protection: OTP,OLP,OVP,SCP
- CE ROHS Certified
- 3 year warranty

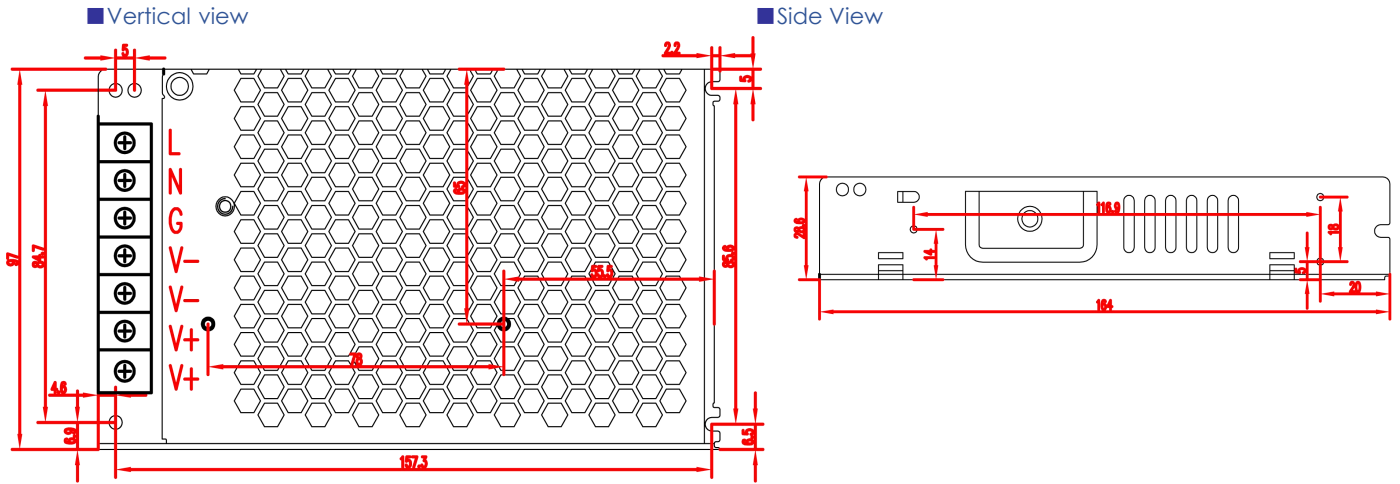
**Applications:**

- Indoor LED lighting
- LED office lighting
- LED commercial lighting
- LED decorative lighting

**Specifications**

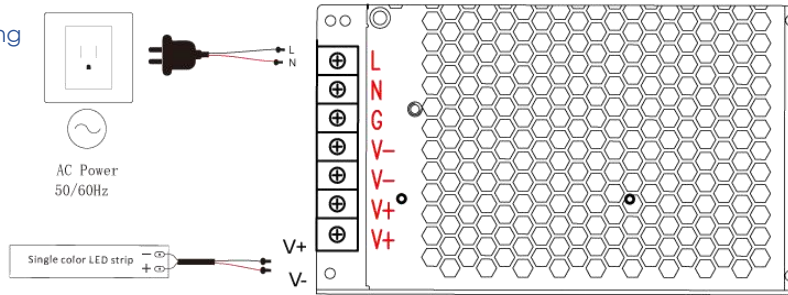
Product Code		CPS150-W1V12	CPS150-W1V24	CPS150-W1V48
Output	DC Voltage	12V	24V	48V
	Rated Current	12.5A	6.25A	3.13A
	Current Range	0~12.5A	0~6.25A	0~3.13A
	Voltage tolerance	±5%	±5%	±5%
	Rated Power	150W	150W	150W
	Ripple & Noise	<120mVp-p	<150mVp-p	<150mVp-p
	Set-up, Rise Time	1500ms, 30ms / 230VAC		
Input	Input voltage range	100-240 VAC		
	Frequency Range	50~60Hz		
	AC Current	2.6A/115VAC 1.3A/230VAC		
	Efficiency	85%	88%	88%
	PF	0.6		
Protection	Over Load	<b>Above 110%-150% of rated power</b>		
		Shut-down output voltage, auto recovery after fault condition is removed		
	Over Voltage	<b>Above Max. Voltage (105% of rated voltage)</b>		
		Shut-down output voltage, auto recovery after fault condition is removed		
	Over Temperature	<b>Over 130°C detected on main IC control</b>		
Ambiant	Working Temp. & humidity	"-20°C~+60°C, 20%~90%RH		
	Storage temp. & humidity	"-40°C~+85°C, 10%~95%RH		
Tesings	Withstand voltage	I/P-O/P: 1.5KVAC/1min; I/P-F/G: 1.5KVAC/1min; O/P-F/G: 0.5KVAC/1min;		
	Safety	GB4943 ;IEC60950-1; EN60950-1		
	EMC	EN 55032:2015+A11:2020 EN IEC 61000-3-2:2019+A1:2021 EN 61000-3-3:2013+A2:2021 EN55035:2017+A11:2020		
	LVD	EN60950-1:2006+A11:2009+A1:2010+A12:2011+A2:2013		
Others	Demension(L*W*H)	160*98*30mm		
	Packing	0.35kg/pcs, 40pcs/15kg/CTN		

## Mechanical Structures

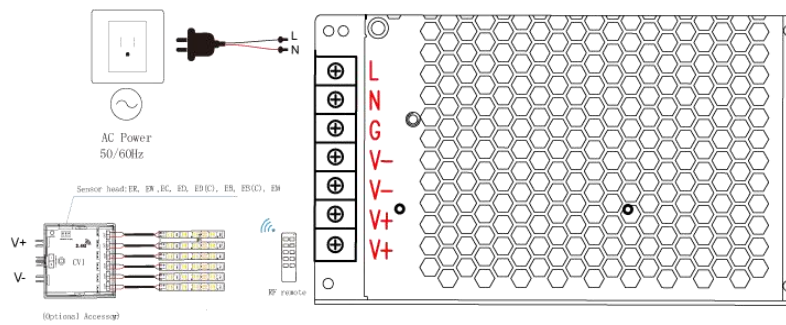


## Wiring Diagram

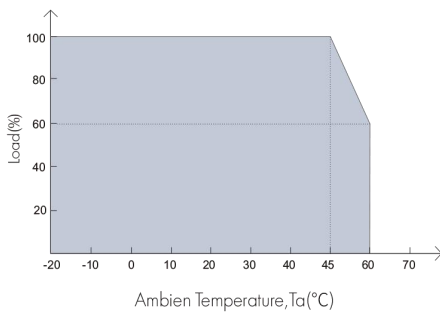
### 1. Without Dimming



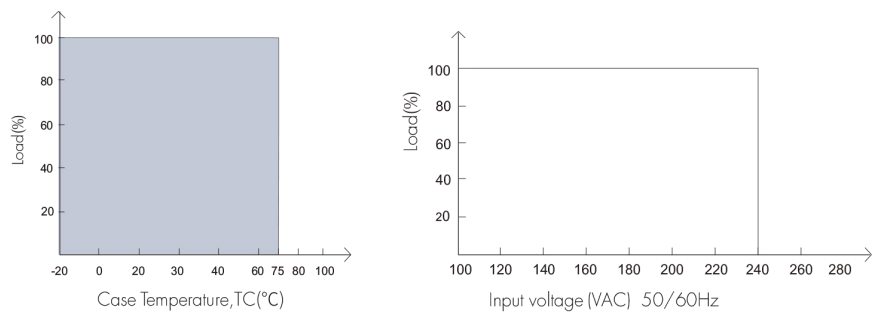
### 2. With Dimming



### ■ Outputload VS Temperature



### ■ Static characteristic



## Notes:

1. The above mentioned data were measured at 230VAC input and 25°C.
2. Dis-connect the AC input before checking any mal-phenomenons.
3. Make sure the INPUT&OUPUT were in right situation before connected to power supply.
4. Datasheet for reference only. We suggest you take sampling before mass orders.