

**Features:**

- 100-240V AC input
- Single Output
- 85% high efficiency
- 100% full load bur-in test
- Protection: OTP, OLP, OVP, SCP
- CE ROHS Certified
- 3 year warranty

Applications:

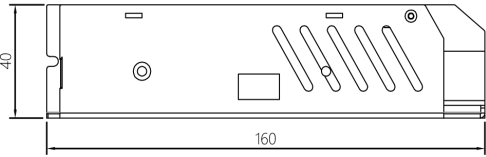
- Indoor LED lighting
- LED office lighting
- LED commercial lighting
- LED decorative lighting

**Specifications**

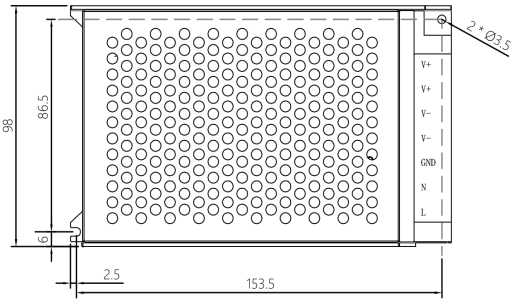
Product Code		EPS150-W1V12	EPS150-W1V24
Output	DC Voltage	12V	24V
	Rated Current	12.5A	6.25A
	Current Range	0~12.5A	0~6.25A
	Voltage tolerance	±5%	±5%
	Rated Power	150W	150W
	Ripple & Noise	<150mVp-p	<150mVp-p
	Set-up, Rise , Hold-up Time	1000ms, 100ms , 30ms	
Input	Input voltage range	100-240 VAC	
	Frequency Range	50~60Hz	
	AC Current	2.6A / 115VAC; 1.28A / 230VAC	
	Efficiency	85%	88%
	PF	0.6	
Protection	Over Load	Above 105%-120% of rated power	
		Shut-down output voltage, auto recovery after fault condition is removed	
	Over Voltage	Above Max. Voltage (105% of rated voltage)	
		Shut-down output voltage, auto recovery after fault condition is removed	
	Over Temperature	Over 105°C detected on main IC control	
		Shut-down output voltage, auto recovery after fault condition is removed	
Ambiant	Working Temp. & humidity	"-20°C~+60°C, 20%~90%RH	
	Storage temp. & humidity	"-40°C~+85°C, 10%~95%RH	
Tesings	Withstand voltage	I/P-O/P: 1.5KVAC/1min; I/P-F/G: 1.5KVAC/1min; O/P-F/G: 0.5KVAC/1min;	
	Safety	GB4943 ;IEC60950-1;EN62368-1;	
	EMC	EN 55032:2015+A11:2020 EN IEC 61000-3-2:2019+A1:2021 EN 61000-3-3:2013+A2:2021 EN55035:2017+A11:2020	
	LVD	EN60950-1:2006+A11:2009+A1:2010+A12:2011+A2:2013	
Others	Demension(L*W*H)	160*98*40mm	
	Packing	0.43kg/pcs, 32pcs/14kg/CTN	

Mechanical Structures

Side View

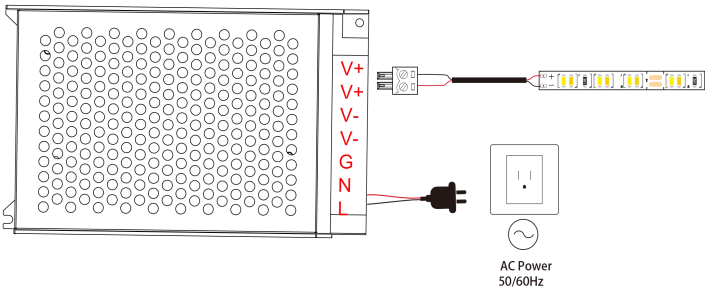


Vertical view

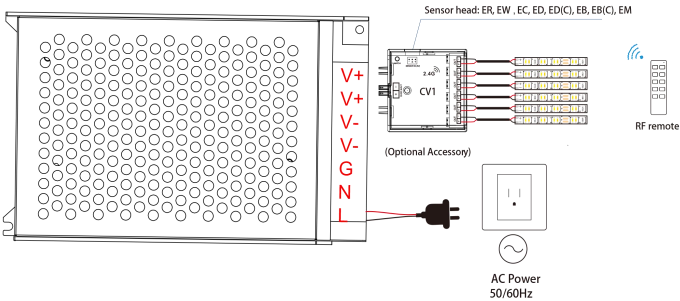


Wiring Diagram

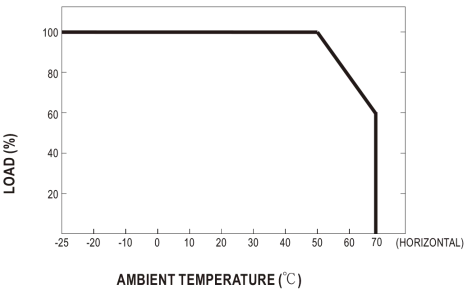
1. Without Dimming



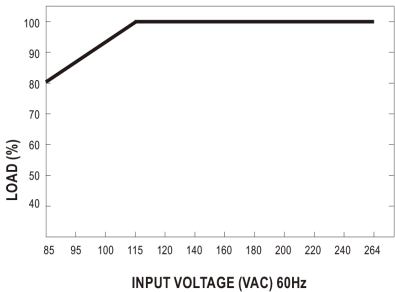
2. With Dimming



Drating Curve



Static characteristic



Notes:

- 1. The above mentioned data were measured at 230VAC input and 25°C.
- 2. Dis-connect the AC input before checking any mal-phenomenons.
- 3. Make sure the INPUT&OUPUT were in right situation before connected to power supply.
- 4. Datesheet for reference only. We suggest you take sampling before mass orders.